

Scaled data based on original data using
LM-79-08 Approved Method: Electrical and Photometric Measurements of Solid-
State Lighting Products

Test Report Prepared for
Cooper Lighting Solutions
(formerly Eaton)

Brand: INVUE

Report Number: P141441

Luminaire Tested: **EMM-E03-LED-E1-SLL-7050**

Issue Date: 03/03/2020

Test Information

Test Method: LM-79-08
Report Number: P141441
REPORT IS SCALED FROM IESNA LM-79-08 TEST DATA (P33693)
Test Lab: INNOVATION CENTER-P3
Issue Date: 03/03/2020
Manufacturer: COOPER LIGHTING SOLUTIONS (FORMERLY EATON)
Product Line: INVUE
Catalog Number: EMM-E03-LED-E1-SLL-7050
Description: EPIC MODERN MEDIUM DECORATIVE LED LUMINAIRE
(3) LIGHTBARS WITH AccuLED OPTICS - 90° SPILL LIGHT ELIMINATOR LEFT
Light Source: (63) 5000K CCT, 70 CRI LEDs
Ballast/Driver: -

Summary

Lumens per Lamp: N/A
Luminaire Lumens: 8051.4 lumens
Efficiency: N/A
Efficacy: 107.1 lumens/watt
Luminous Opening: Rectangular (W 0.5' x L: 1' x H: 0')
IES Classification: Type IV - Short - Non-Cutoff
BUG Rating: B1 - U0 - G3

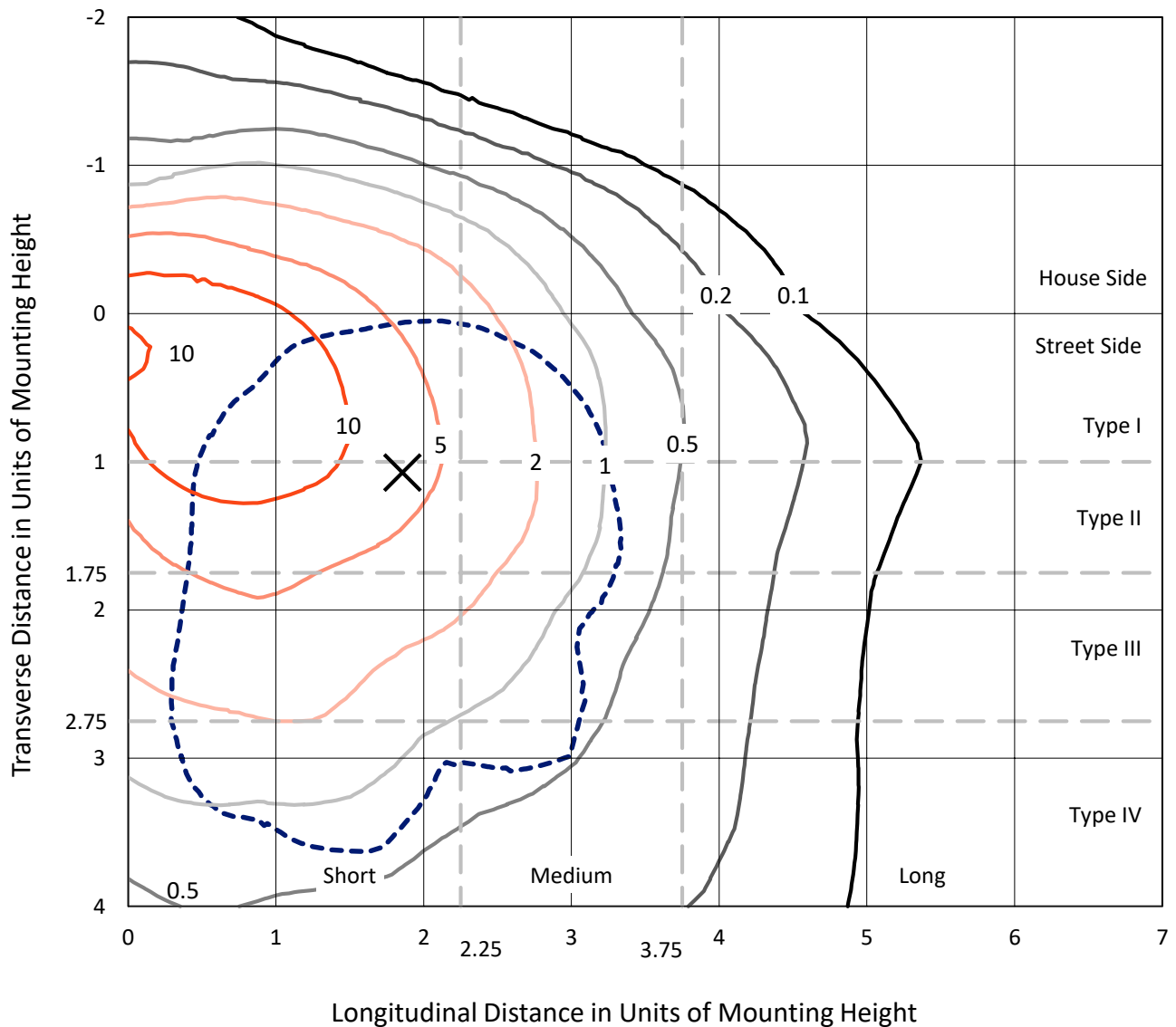
Input Watts (W): 75.2
Input Voltage (V): NR
Input Current (Ain): NR
Voltage Rise (V): NR
Power Factor: NR
Total Harmonic Distortion (THDi): NR
Frequency (hertz): 60
Stabilization Time: NR
Operation Time: NR
Ambient Temperature (°C): NR
Test Distance: 25 FT



REPORT NUMBER: P141441
 CATALOG NUMBER: EMM-E03-LED-E1-SLL-7050

Iso-Footcandle Lines of Horizontal Illumination

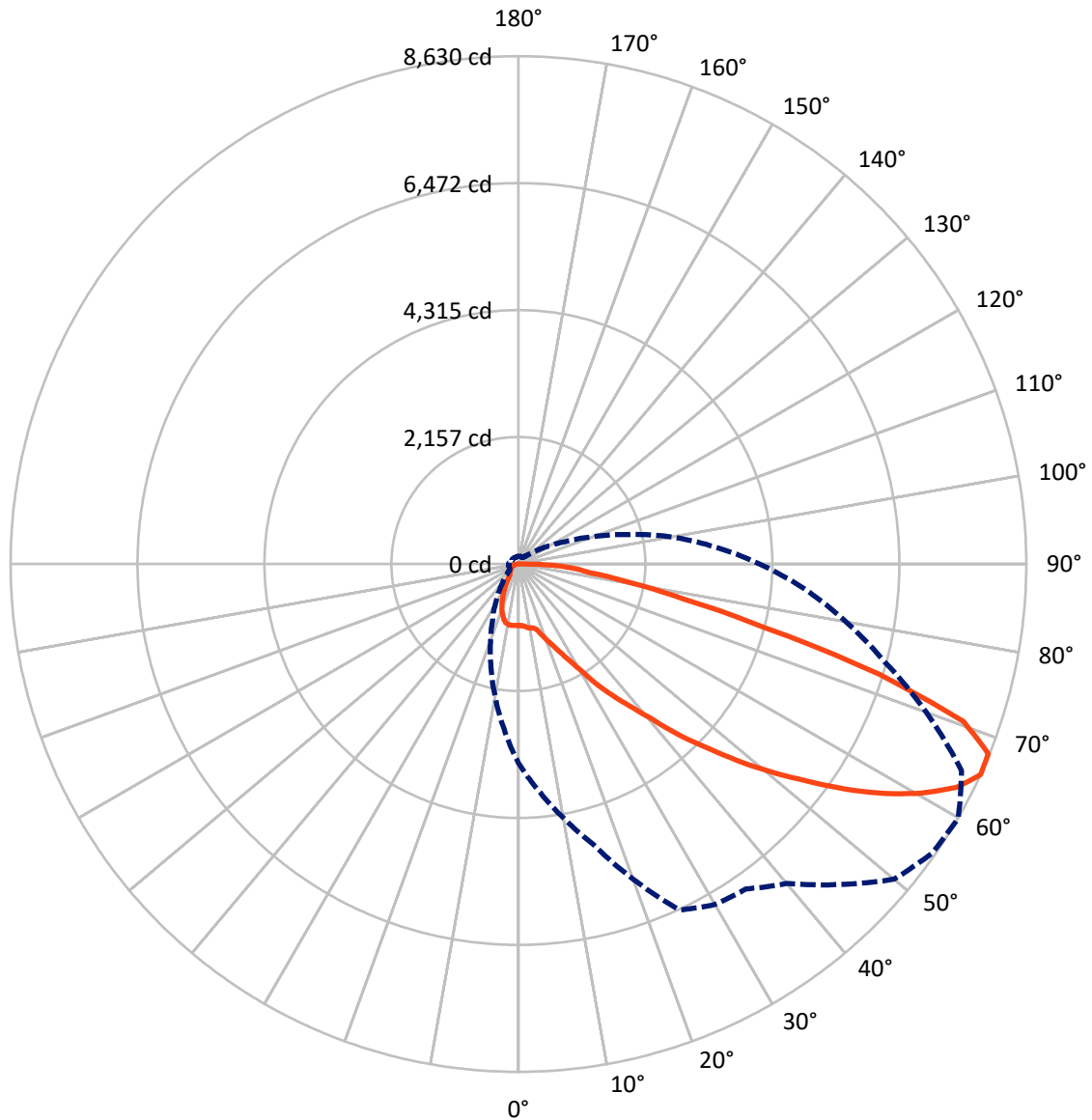
✕ Max cd
 - - - 1/2 Max cd



Based on 10 foot mounting height. Maximum calculated value = 17 fc
 Type IV - Short - Non-Cutoff

REPORT NUMBER: P141441
CATALOG NUMBER: EMM-E03-LED-E1-SLL-7050

Luminous Intensity Polar Plot



— Vertical Plane Through 60-Deg Lateral - - - Horizontal Cone Through 65-Deg Vertical

REPORT NUMBER: P141441

CATALOG NUMBER: EMM-E03-LED-E1-SLL-7050

FLUX DISTRIBUTION:

		Downward	Upward	Total
House Side	Lumens	1493.4	0.0	1493.4
	% Fixture	18.5	0.0	18.5
Street Side	Lumens	6558.1	0.0	6558.1
	% Fixture	81.5	0.0	81.5
Total	Lumens	8051.4	0.0	8051.4
	% Fixture	100.0	0.0	100.0

Coefficient of Utilization

ZONAL LUMENS:

Zone	Lumens	% Fixture
0°-10°	101.3	1.3
10°-20°	304.1	3.8
20°-30°	505.3	6.3
30°-40°	738.6	9.2
40°-50°	1123.6	14.0
50°-60°	1615.1	20.1
60°-70°	1985.7	24.7
70°-80°	1328.4	16.5
80°-90°	349.5	4.3
90°-100°	0.0	0.0
100°-110°	0.0	0.0
110°-120°	0.0	0.0
120°-130°	0.0	0.0
130°-140°	0.0	0.0
140°-150°	0.0	0.0
150°-160°	0.0	0.0
160°-170°	0.0	0.0
170°-180°	0.0	0.0
0°-90°	8051.4	100.0
0°-180°	8051.4	100.0



REPORT NUMBER: P141441

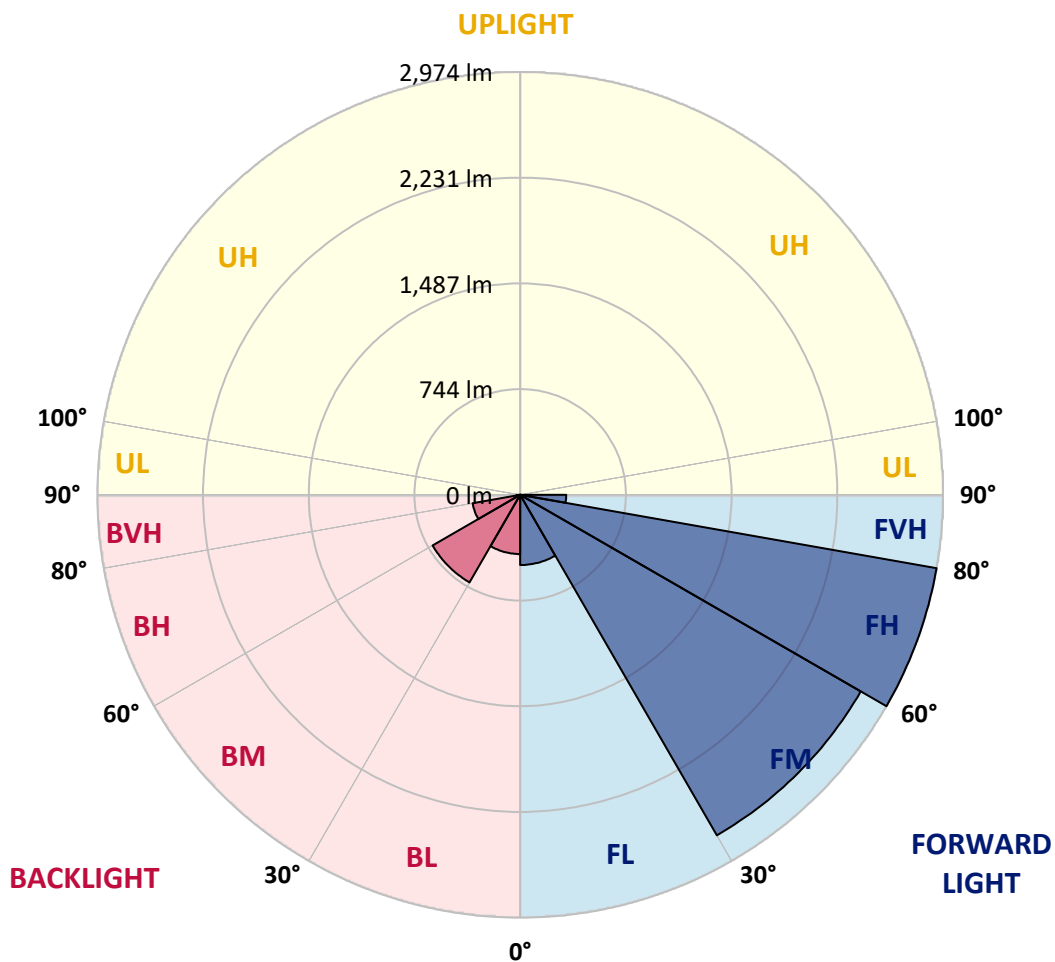
CATALOG NUMBER: EMM-E03-LED-E1-SLL-7050

LUMINAIRE CLASSIFICATION SYSTEM LUMEN TABLE AND BUG RATING:

Zone		Lumens	% Fixture	Zone Rating/Lumen Limit		
				B	U	G
FL	(0°-30°)	493.9	6.1			
FM	(30°-60°)	2766.0	34.4			
FH	(60°-80°)	2974.2	36.9			G2/5000
FVH	(80°-90°)	324.1	4.0			G3/500
BL	(0°-30°)	416.8	5.2	B1/500		
BM	(30°-60°)	711.3	8.8	B1/1000		
BH	(60°-80°)	339.9	4.2	B1/500		G1/500
BVH	(80°-90°)	25.4	0.3			G1/100
UL	(90°-100°)	0.0	0.0		U0/0	
UH	(100°-180°)	0.0	0.0		U0/0	

BUG Rating: B1-U0-G3

Type IV Short





REPORT NUMBER: P141441

CATALOG NUMBER: EMM-E03-LED-E1-SLL-7050

CANDELA DISTRIBUTION (FULL):

	0°	5°	10°	15°	20°	25°	30°	35°	40°	45°	50°
0°	1046.6	1046.6	1046.6	1046.6	1046.6	1046.6	1046.6	1046.6	1046.6	1046.6	1046.6
2.5°	1047.7	1048.7	1048.7	1047.7	1046.6	1047.7	1045.6	1047.7	1046.6	1045.6	1046.6
5°	1034.3	1035.3	1037.4	1037.4	1039.4	1043.5	1044.6	1049.7	1052.8	1053.8	1057.9
7.5°	1002.5	1007.6	1010.7	1014.8	1021.0	1031.2	1038.4	1050.7	1060.0	1068.2	1079.5
10°	983.0	989.2	995.3	1004.6	1013.8	1027.1	1039.4	1054.8	1067.1	1079.5	1092.8
12.5°	988.1	995.3	1003.5	1010.7	1025.1	1037.4	1052.8	1071.3	1077.4	1089.7	1101.0
15°	1030.2	1036.4	1042.5	1050.7	1064.1	1078.4	1099.0	1119.5	1123.6	1136.9	1149.2
17.5°	1086.6	1087.7	1097.9	1112.3	1124.6	1148.2	1172.8	1200.5	1218.0	1226.2	1233.4
20°	1145.1	1148.2	1164.6	1178.0	1205.7	1236.5	1272.4	1313.4	1327.8	1363.7	1377.0
22.5°	1232.4	1231.3	1250.8	1269.3	1300.1	1332.9	1385.2	1441.7	1474.5	1502.2	1512.5
25°	1364.7	1367.8	1364.7	1391.4	1423.2	1476.6	1528.9	1585.3	1604.8	1653.1	1675.6
27.5°	1496.1	1519.7	1551.5	1559.7	1598.7	1660.2	1701.3	1761.8	1809.0	1822.4	1859.3
30°	1618.2	1667.4	1719.8	1763.9	1833.7	1908.6	1970.1	2038.9	2041.9	2066.6	2076.8
32.5°	1742.3	1819.3	1896.2	1952.7	2020.4	2119.9	2233.8	2345.7	2418.5	2493.4	2455.5
35°	1898.3	2018.3	2126.1	2213.3	2270.8	2363.1	2494.5	2676.1	2793.1	2882.3	2933.6
37.5°	2040.9	2222.5	2387.7	2511.9	2652.5	2718.2	2804.3	2935.7	3070.1	3153.2	3196.3
40°	2145.6	2393.9	2627.9	2807.4	2986.0	3143.0	3251.7	3358.4	3540.1	3643.7	3651.9
42.5°	2227.7	2543.7	2825.9	3083.4	3346.1	3565.7	3697.1	3832.5	4063.4	4183.4	4174.2
45°	2284.1	2655.6	3005.5	3322.5	3640.6	3926.9	4180.4	4381.5	4617.5	4846.3	4800.1
47.5°	2333.4	2747.9	3148.1	3506.2	3887.9	4245.0	4561.0	4844.2	5156.2	5465.0	5483.5
50°	2382.6	2822.8	3277.4	3689.9	4119.8	4568.2	4949.9	5314.2	5704.1	6097.1	6187.4
52.5°	2450.3	2907.0	3397.4	3857.1	4356.8	4829.9	5255.7	5709.3	6191.5	6571.2	6827.7
55°	2551.9	3023.9	3546.2	4024.4	4569.2	5090.5	5561.5	6084.8	6528.1	6997.0	7362.3
57.5°	2718.2	3179.9	3718.6	4207.0	4774.5	5326.5	5816.0	6364.9	6787.7	7307.9	7766.6
60°	2928.5	3392.3	3913.6	4423.5	5015.6	5657.9	6151.5	6557.8	6981.6	7508.0	8060.1
62.5°	3167.6	3632.4	4151.6	4678.0	5351.1	6046.8	6470.6	6702.5	7071.9	7645.5	8249.9
65°	3377.9	3857.1	4375.3	4933.5	5694.9	6486.0	6681.0	6739.5	7085.3	7700.9	8332.0
67.5°	3550.3	4101.3	4584.6	5140.8	6057.1	6765.1	6685.1	6568.1	6903.6	7566.5	8175.0
70°	3640.6	4210.1	4684.2	5159.3	6134.1	6804.1	6524.0	6205.9	6358.8	7007.3	7516.2
72.5°	3541.1	4124.9	4499.5	4795.0	5673.3	6323.9	5966.8	5366.5	5506.1	6134.1	6265.4
75°	3151.2	3856.1	4074.7	4064.4	4537.4	4874.0	4615.4	4232.7	4588.7	4850.4	4716.0
77.5°	2352.9	3158.4	3280.5	3055.7	3156.3	3439.5	3195.3	3492.9	3924.9	4042.9	3788.4
80°	1479.6	2314.9	2328.2	2048.1	1994.7	2105.6	2420.6	3053.7	3466.2	3441.6	3105.0
82.5°	824.0	1501.2	1643.8	1387.3	1321.6	1593.5	2155.8	2492.4	2438.0	2417.5	1979.4
85°	563.3	1025.1	1252.9	1201.6	1328.8	1589.4	1768.0	1580.2	1521.7	1296.0	1051.8
87.5°	228.8	461.7	776.8	892.7	947.1	1162.6	1017.9	829.1	638.2	605.4	520.2
90°	0.0	0.0	0.0	0.0	0.0	0.0	0.0	0.0	0.0	0.0	0.0



REPORT NUMBER: P141441

CATALOG NUMBER: EMM-E03-LED-E1-SLL-7050

CANDELA DISTRIBUTION (continued):

	55°	60°	65°	70°	75°	80°	85°	90°	95°	100°	105°
0°	1046.6	1046.6	1046.6	1046.6	1046.6	1046.6	1046.6	1046.6	1046.6	1046.6	1046.6
2.5°	1043.5	1045.6	1045.6	1046.6	1047.7	1048.7	1048.7	1048.7	1049.7	1050.7	1049.7
5°	1058.9	1062.0	1064.1	1064.1	1066.1	1068.2	1070.2	1069.2	1072.3	1074.3	1075.4
7.5°	1083.6	1089.7	1094.9	1099.0	1101.0	1101.0	1101.0	1097.9	1101.0	1102.0	1103.1
10°	1101.0	1108.2	1109.2	1113.3	1112.3	1111.3	1109.2	1107.2	1108.2	1110.2	1113.3
12.5°	1106.1	1113.3	1115.4	1118.5	1117.4	1116.4	1112.3	1112.3	1111.3	1114.4	1117.4
15°	1148.2	1154.4	1164.6	1155.4	1156.4	1148.2	1141.0	1136.9	1134.9	1136.9	1139.0
17.5°	1244.7	1254.9	1250.8	1236.5	1235.4	1218.0	1214.9	1194.4	1194.4	1194.4	1188.2
20°	1377.0	1376.0	1368.8	1354.5	1323.7	1317.5	1294.9	1278.5	1263.1	1260.1	1252.9
22.5°	1521.7	1506.3	1502.2	1472.5	1453.0	1416.0	1382.2	1369.9	1355.5	1352.4	1351.4
25°	1662.3	1668.4	1638.7	1624.3	1575.1	1542.2	1522.7	1492.0	1492.0	1487.9	1482.7
27.5°	1838.8	1859.3	1826.5	1805.9	1759.8	1713.6	1679.7	1661.3	1641.8	1628.4	1591.5
30°	2088.1	2101.5	2078.9	2036.8	1979.4	1897.3	1851.1	1830.6	1794.7	1749.5	1689.0
32.5°	2439.1	2420.6	2343.6	2269.7	2194.8	2116.9	2061.4	2024.5	1969.1	1878.8	1763.9
35°	2893.6	2734.6	2638.1	2536.5	2450.3	2363.1	2321.1	2254.4	2128.1	1981.4	1827.5
37.5°	3117.3	3046.5	2935.7	2859.8	2757.1	2669.9	2574.5	2460.6	2297.5	2087.1	1873.7
40°	3565.7	3432.3	3346.1	3259.9	3133.7	3014.7	2885.4	2701.7	2439.1	2177.4	1909.6
42.5°	4036.7	3938.2	3782.2	3667.3	3572.9	3375.9	3170.7	2914.1	2583.7	2259.5	1942.4
45°	4650.3	4424.6	4231.7	4134.2	3948.5	3708.3	3469.3	3102.9	2717.1	2345.7	1979.4
47.5°	5267.0	4976.6	4777.5	4595.9	4397.9	4075.7	3703.2	3267.1	2819.7	2417.5	2010.1
50°	5928.8	5546.1	5316.3	5098.7	4772.4	4382.5	3908.4	3402.6	2926.5	2485.2	2037.8
52.5°	6602.0	6118.7	5790.3	5536.9	5132.6	4650.3	4094.2	3543.1	3040.4	2550.9	2060.4
55°	7207.4	6753.8	6330.0	5939.1	5452.7	4892.5	4264.5	3669.4	3143.0	2619.6	2074.8
57.5°	7756.3	7361.3	6855.4	6331.1	5747.2	5117.2	4421.5	3805.8	3239.4	2669.9	2073.8
60°	8132.9	7902.0	7376.7	6737.4	6055.0	5323.4	4610.3	3957.7	3324.6	2705.8	2065.6
62.5°	8403.8	8357.6	7899.0	7128.4	6306.4	5509.2	4792.9	4083.9	3386.1	2709.9	2030.7
65°	8573.1	8629.5	8307.3	7376.7	6447.0	5650.8	4883.2	4095.2	3342.0	2642.2	1938.3
67.5°	8466.4	8612.1	8305.3	7268.9	6312.6	5518.4	4750.9	3906.4	3107.0	2431.9	1731.0
70°	7804.6	8023.1	7720.4	6554.8	5654.9	5007.4	4263.5	3355.4	2673.0	2003.0	1367.8
72.5°	6121.7	6410.1	6145.3	5346.0	4681.1	4139.3	3587.3	2635.0	2037.8	1471.4	919.4
75°	4223.4	4334.3	4176.2	3624.2	3420.0	3208.6	2692.5	1771.1	1346.3	908.1	540.8
77.5°	3276.4	2875.1	2572.4	2346.7	2342.6	2303.6	1761.8	1060.0	805.5	499.7	300.6
80°	2463.7	1934.2	1596.6	1396.5	1451.9	1623.3	1027.1	543.8	416.6	276.0	184.7
82.5°	1621.2	1234.4	985.1	872.2	881.4	1017.9	516.1	299.6	205.2	157.0	120.1
85°	988.1	959.4	855.8	776.8	716.2	699.8	401.2	229.8	113.9	81.1	61.6
87.5°	482.3	571.5	697.8	707.0	607.5	515.1	208.3	65.7	48.2	25.7	18.5
90°	0.0	0.0	0.0	0.0	0.0	0.0	0.0	0.0	0.0	0.0	0.0



REPORT NUMBER: P141441

CATALOG NUMBER: EMM-E03-LED-E1-SLL-7050

CANDELA DISTRIBUTION (continued):

	110°	115°	120°	125°	130°	135°	140°	145°	150°	155°	160°
0°	1046.6	1046.6	1046.6	1046.6	1046.6	1046.6	1046.6	1046.6	1046.6	1046.6	1046.6
2.5°	1050.7	1055.9	1053.8	1052.8	1052.8	1057.9	1057.9	1055.9	1055.9	1056.9	1056.9
5°	1075.4	1080.5	1078.4	1079.5	1081.5	1082.5	1085.6	1082.5	1080.5	1082.5	1081.5
7.5°	1104.1	1109.2	1108.2	1110.2	1112.3	1114.4	1116.4	1115.4	1113.3	1113.3	1112.3
10°	1116.4	1126.7	1130.8	1134.9	1140.0	1142.1	1145.1	1145.1	1141.0	1141.0	1135.9
12.5°	1124.6	1132.8	1143.1	1149.2	1158.5	1165.7	1168.7	1169.8	1166.7	1162.6	1157.4
15°	1142.1	1148.2	1158.5	1164.6	1175.9	1185.2	1191.3	1190.3	1186.2	1174.9	1159.5
17.5°	1185.2	1184.1	1188.2	1192.3	1195.4	1200.5	1198.5	1189.3	1169.8	1149.2	1127.7
20°	1249.8	1248.8	1242.6	1233.4	1222.1	1207.7	1185.2	1157.4	1124.6	1087.7	1054.8
22.5°	1341.1	1331.9	1323.7	1299.0	1260.1	1211.8	1153.3	1099.0	1060.0	1024.1	988.1
25°	1462.2	1439.6	1399.6	1342.1	1280.6	1208.8	1123.6	1050.7	1001.5	959.4	923.5
27.5°	1538.1	1485.8	1419.1	1340.1	1258.0	1165.7	1071.3	999.4	944.0	897.8	856.8
30°	1602.8	1508.4	1415.0	1314.4	1210.8	1115.4	1015.8	938.9	874.2	822.9	773.7
32.5°	1638.7	1512.5	1395.5	1275.4	1162.6	1053.8	946.1	863.0	801.4	737.8	670.0
35°	1661.3	1500.2	1358.6	1223.1	1099.0	986.1	873.2	781.9	700.8	622.8	555.1
37.5°	1667.4	1479.6	1310.3	1164.6	1023.0	899.9	793.2	686.5	605.4	521.3	443.3
40°	1664.3	1440.7	1249.8	1073.3	924.5	805.5	701.9	604.4	515.1	440.2	365.3
42.5°	1652.0	1396.5	1178.0	998.4	848.6	734.7	639.3	540.8	460.7	380.7	317.1
45°	1647.9	1353.4	1123.6	940.9	797.3	685.4	592.1	496.6	412.5	336.6	272.9
47.5°	1638.7	1314.4	1073.3	896.8	755.2	647.5	551.0	457.6	370.4	301.7	240.1
50°	1618.2	1272.4	1036.4	863.0	720.3	609.5	511.0	410.4	325.3	257.6	210.4
52.5°	1596.6	1245.7	1012.8	829.1	683.4	564.4	466.9	365.3	285.3	221.6	185.7
55°	1575.1	1225.2	981.0	789.1	635.2	518.2	419.7	326.3	251.4	197.0	171.4
57.5°	1551.5	1197.5	942.0	737.8	580.8	466.9	368.4	280.1	218.6	177.5	160.1
60°	1532.0	1158.5	874.2	665.9	507.9	395.1	305.8	234.0	185.7	160.1	152.9
62.5°	1480.7	1083.6	776.8	560.3	412.5	308.9	232.9	182.6	156.0	143.7	144.7
65°	1356.5	916.3	616.7	437.1	289.4	207.3	166.2	139.6	127.2	127.2	130.3
67.5°	1143.1	697.8	437.1	278.1	189.8	149.8	127.2	115.9	113.9	115.9	121.1
70°	809.6	452.5	274.0	181.6	142.6	121.1	109.8	105.7	103.6	105.7	107.7
72.5°	498.7	266.8	174.4	141.6	122.1	108.8	101.6	98.5	97.5	97.5	96.5
75°	271.9	178.5	139.6	123.1	110.8	100.6	93.4	88.2	87.2	88.2	86.2
77.5°	173.4	139.6	124.2	113.9	102.6	89.3	83.1	79.0	79.0	78.0	75.9
80°	135.4	124.2	113.9	103.6	86.2	75.9	69.8	68.7	67.7	66.7	66.7
82.5°	101.6	98.5	93.4	84.1	68.7	60.5	57.5	57.5	56.4	53.4	53.4
85°	58.5	57.5	61.6	54.4	46.2	40.0	40.0	41.0	42.1	41.0	38.0
87.5°	19.5	16.4	17.4	17.4	14.4	11.3	15.4	18.5	17.4	15.4	18.5
90°	0.0	0.0	0.0	0.0	0.0	0.0	0.0	0.0	0.0	0.0	0.0



REPORT NUMBER: P141441

CATALOG NUMBER: EMM-E03-LED-E1-SLL-7050

CANDELA DISTRIBUTION (continued):

	165°	170°	175°	180°	185°	190°	195°	200°	205°	210°	215°
0°	1046.6	1046.6	1046.6	1046.6	1046.6	1046.6	1046.6	1046.6	1046.6	1046.6	1046.6
2.5°	1053.8	1055.9	1060.0	1055.9	1053.8	1053.8	1051.8	1052.8	1049.7	1046.6	1047.7
5°	1079.5	1077.4	1079.5	1076.4	1070.2	1069.2	1065.1	1065.1	1061.0	1056.9	1054.8
7.5°	1108.2	1105.1	1106.1	1100.0	1092.8	1087.7	1082.5	1080.5	1075.4	1069.2	1065.1
10°	1130.8	1127.7	1125.6	1118.5	1109.2	1104.1	1096.9	1092.8	1087.7	1079.5	1075.4
12.5°	1145.1	1138.0	1133.8	1121.5	1113.3	1108.2	1100.0	1097.9	1091.8	1084.6	1081.5
15°	1142.1	1125.6	1113.3	1099.0	1087.7	1080.5	1073.3	1071.3	1068.2	1065.1	1058.9
17.5°	1091.8	1071.3	1057.9	1028.2	1011.7	1004.6	1003.5	1002.5	1000.5	1000.5	993.3
20°	1022.0	998.4	977.9	949.1	927.6	920.4	900.9	895.8	889.6	895.8	889.6
22.5°	959.4	929.7	906.1	882.5	856.8	836.3	810.6	798.3	780.9	776.8	778.8
25°	892.7	855.8	826.0	798.3	770.6	741.9	718.3	700.8	689.5	674.2	659.8
27.5°	811.6	780.9	740.8	718.3	685.4	653.6	629.0	610.5	590.0	577.7	557.2
30°	729.6	682.4	642.3	610.5	574.6	559.2	535.6	516.1	497.7	484.3	466.9
32.5°	622.8	573.6	531.5	494.6	470.0	448.4	434.0	417.6	408.4	397.1	385.8
35°	510.0	448.4	398.1	381.7	354.0	355.0	347.8	339.6	332.5	322.2	321.2
37.5°	384.8	336.6	303.7	283.2	279.1	272.9	274.0	272.9	270.9	267.8	267.8
40°	304.8	261.7	240.1	236.0	236.0	235.0	234.0	234.0	234.0	231.9	230.9
42.5°	260.6	229.8	222.7	220.6	218.6	217.5	215.5	212.4	212.4	210.4	207.3
45°	229.8	212.4	210.4	208.3	208.3	205.2	202.1	200.1	199.1	198.0	196.0
47.5°	210.4	201.1	199.1	197.0	196.0	193.9	190.9	187.8	186.8	185.7	185.7
50°	188.8	182.6	182.6	182.6	179.6	177.5	174.4	172.4	172.4	171.4	170.3
52.5°	173.4	170.3	169.3	168.3	166.2	163.2	161.1	160.1	159.0	160.1	159.0
55°	166.2	164.2	163.2	161.1	159.0	156.0	153.9	150.8	149.8	151.9	151.9
57.5°	158.0	157.0	156.0	153.9	151.9	147.8	144.7	142.6	142.6	145.7	144.7
60°	154.9	153.9	152.9	151.9	148.8	143.7	138.5	136.5	136.5	139.6	139.6
62.5°	147.8	146.7	145.7	144.7	140.6	136.5	131.3	129.3	130.3	132.4	135.4
65°	134.4	135.4	134.4	134.4	131.3	128.3	125.2	123.1	122.1	123.1	126.2
67.5°	122.1	123.1	123.1	123.1	122.1	119.0	117.0	113.9	111.8	112.9	113.9
70°	110.8	111.8	112.9	112.9	110.8	107.7	104.7	101.6	100.6	101.6	101.6
72.5°	98.5	98.5	98.5	99.5	98.5	97.5	93.4	89.3	89.3	88.2	89.3
75°	86.2	86.2	86.2	86.2	84.1	84.1	82.1	78.0	77.0	78.0	79.0
77.5°	75.9	73.9	72.9	72.9	72.9	70.8	69.8	69.8	68.7	68.7	68.7
80°	62.6	60.5	58.5	57.5	58.5	58.5	60.5	60.5	59.5	59.5	59.5
82.5°	49.3	45.1	44.1	44.1	42.1	44.1	48.2	53.4	51.3	52.3	52.3
85°	35.9	31.8	29.8	29.8	27.7	31.8	36.9	41.0	39.0	41.0	40.0
87.5°	16.4	15.4	12.3	10.3	12.3	18.5	21.5	22.6	19.5	23.6	23.6
90°	0.0	0.0	0.0	0.0	0.0	0.0	0.0	0.0	0.0	0.0	0.0



REPORT NUMBER: P141441

CATALOG NUMBER: EMM-E03-LED-E1-SLL-7050

CANDELA DISTRIBUTION (continued):

	220°	225°	230°	235°	240°	245°	250°	255°	260°	265°	270°
0°	1046.6	1046.6	1046.6	1046.6	1046.6	1046.6	1046.6	1046.6	1046.6	1046.6	1046.6
2.5°	1051.8	1047.7	1046.6	1047.7	1045.6	1048.7	1048.7	1047.7	1047.7	1046.6	1048.7
5°	1057.9	1052.8	1049.7	1049.7	1047.7	1050.7	1048.7	1047.7	1046.6	1046.6	1046.6
7.5°	1067.1	1060.0	1054.8	1051.8	1047.7	1047.7	1044.6	1041.5	1039.4	1038.4	1038.4
10°	1075.4	1065.1	1056.9	1049.7	1043.5	1038.4	1033.3	1026.1	1024.1	1022.0	1023.0
12.5°	1074.3	1063.0	1050.7	1039.4	1025.1	1018.9	1005.6	997.4	997.4	992.2	995.3
15°	1051.8	1032.3	1014.8	996.3	978.9	966.6	950.2	940.9	935.8	934.8	942.0
17.5°	984.0	965.6	949.1	928.6	906.1	897.8	886.6	882.5	879.4	884.5	889.6
20°	892.7	869.1	853.7	841.4	841.4	839.4	834.2	827.0	820.9	819.9	826.0
22.5°	763.4	754.2	757.3	749.1	749.1	745.0	753.2	739.8	747.0	740.8	743.9
25°	655.7	651.6	649.5	648.5	648.5	655.7	654.7	656.7	649.5	653.6	652.6
27.5°	558.2	553.1	545.9	550.0	554.1	559.2	561.3	562.3	568.5	557.2	561.3
30°	464.8	456.6	461.7	457.6	459.7	458.7	458.7	458.7	462.8	471.0	464.8
32.5°	380.7	376.6	381.7	374.5	375.6	375.6	373.5	370.4	372.5	363.2	370.4
35°	315.0	309.9	314.0	310.9	307.8	299.6	296.5	291.4	292.4	290.4	289.4
37.5°	263.7	262.7	259.6	259.6	257.6	256.5	251.4	252.4	253.4	255.5	255.5
40°	227.8	226.8	225.7	227.8	228.8	229.8	231.9	234.0	237.0	240.1	243.2
42.5°	207.3	207.3	207.3	211.4	214.5	219.6	222.7	226.8	230.9	236.0	240.1
45°	195.0	193.9	196.0	199.1	204.2	209.3	214.5	220.6	226.8	231.9	235.0
47.5°	184.7	183.7	185.7	188.8	193.9	202.1	209.3	216.5	223.7	228.8	230.9
50°	171.4	171.4	172.4	175.5	180.6	187.8	195.0	203.2	210.4	214.5	216.5
52.5°	161.1	162.1	162.1	165.2	170.3	176.5	183.7	190.9	196.0	199.1	203.2
55°	150.8	152.9	152.9	156.0	161.1	168.3	177.5	183.7	189.8	193.9	197.0
57.5°	143.7	144.7	144.7	148.8	154.9	161.1	170.3	178.5	185.7	190.9	195.0
60°	137.5	138.5	137.5	142.6	147.8	154.9	163.2	172.4	182.6	189.8	192.9
62.5°	132.4	132.4	131.3	135.4	138.5	142.6	149.8	160.1	169.3	175.5	178.5
65°	126.2	126.2	124.2	128.3	128.3	134.4	139.6	148.8	156.0	163.2	165.2
67.5°	113.9	115.9	114.9	118.0	122.1	126.2	132.4	139.6	146.7	151.9	154.9
70°	101.6	102.6	105.7	107.7	111.8	113.9	119.0	124.2	131.3	134.4	137.5
72.5°	90.3	91.3	93.4	95.4	99.5	101.6	105.7	109.8	115.9	119.0	122.1
75°	79.0	80.0	81.1	83.1	85.2	87.2	89.3	93.4	97.5	101.6	104.7
77.5°	67.7	68.7	71.8	70.8	72.9	73.9	77.0	79.0	81.1	85.2	89.3
80°	59.5	58.5	60.5	61.6	63.6	63.6	65.7	65.7	68.7	68.7	69.8
82.5°	50.3	49.3	51.3	54.4	55.4	55.4	57.5	53.4	52.3	53.4	56.4
85°	38.0	39.0	40.0	44.1	45.1	45.1	47.2	44.1	40.0	40.0	42.1
87.5°	21.5	16.4	23.6	27.7	27.7	28.7	30.8	29.8	28.7	22.6	23.6
90°	0.0	0.0	0.0	0.0	0.0	0.0	0.0	0.0	0.0	0.0	0.0



REPORT NUMBER: P141441
 CATALOG NUMBER: EMM-E03-LED-E1-SLL-7050

REPORT N
 CATALOG

CANDELA DISTRIBUTION (continued):

CANDELA

	275°	280°	285°	290°	295°	300°	305°	310°	315°	320°	325°	
0°	1046.6	1046.6	1046.6	1046.6	1046.6	1046.6	1046.6	1046.6	1046.6	1046.6	1046.6	0°
2.5°	1047.7	1048.7	1049.7	1050.7	1051.8	1050.7	1052.8	1050.7	1051.8	1049.7	1048.7	2.5°
5°	1046.6	1047.7	1047.7	1049.7	1050.7	1047.7	1049.7	1046.6	1046.6	1044.6	1041.5	5°
7.5°	1039.4	1041.5	1041.5	1043.5	1043.5	1040.5	1040.5	1034.3	1032.3	1025.1	1019.9	7.5°
10°	1025.1	1028.2	1030.2	1034.3	1036.4	1031.2	1028.2	1021.0	1012.8	1004.6	996.3	10°
12.5°	1000.5	1001.5	1008.7	1014.8	1017.9	1021.0	1018.9	1017.9	1009.7	1004.6	1001.5	12.5°
15°	944.0	952.2	959.4	973.8	984.0	995.3	1003.5	1012.8	1016.9	1022.0	1024.1	15°
17.5°	894.8	904.0	909.1	921.4	931.7	949.1	970.7	994.3	1010.7	1031.2	1050.7	17.5°
20°	826.0	841.4	845.5	865.0	878.3	900.9	924.5	954.3	987.1	1018.9	1053.8	20°
22.5°	749.1	756.2	764.4	785.0	801.4	830.1	866.0	907.1	945.0	989.2	1039.4	22.5°
25°	655.7	664.9	673.1	695.7	719.3	746.0	789.1	839.4	887.6	946.1	1011.7	25°
27.5°	563.3	570.5	584.9	601.3	628.0	656.7	710.1	765.5	820.9	891.7	969.7	27.5°
30°	466.9	474.1	481.2	500.7	528.4	562.3	610.5	676.2	741.9	817.8	910.2	30°
32.5°	374.5	376.6	390.9	405.3	428.9	457.6	510.0	573.6	644.4	736.7	828.1	32.5°
35°	292.4	304.8	310.9	330.4	344.8	374.5	418.7	477.1	551.0	644.4	742.9	35°
37.5°	259.6	263.7	271.9	286.3	305.8	332.5	363.2	408.4	472.0	551.0	643.4	37.5°
40°	247.3	251.4	257.6	268.8	287.3	311.9	337.6	373.5	422.8	485.3	568.5	40°
42.5°	243.2	244.2	246.3	256.5	275.0	302.7	333.5	367.3	405.3	455.6	521.3	42.5°
45°	238.1	238.1	239.1	246.3	262.7	291.4	330.4	373.5	416.6	461.7	517.2	45°
47.5°	234.0	235.0	234.0	237.0	249.3	277.0	320.1	372.5	429.9	488.4	549.0	47.5°
50°	217.5	217.5	218.6	219.6	228.8	255.5	297.6	355.0	425.8	504.8	588.0	50°
52.5°	204.2	206.2	206.2	208.3	214.5	236.0	278.1	338.6	415.6	507.9	619.8	52.5°
55°	200.1	202.1	203.2	203.2	207.3	225.7	265.8	323.2	404.3	504.8	632.1	55°
57.5°	197.0	199.1	200.1	199.1	202.1	217.5	254.5	310.9	392.0	497.7	637.2	57.5°
60°	193.9	195.0	192.9	190.9	191.9	205.2	238.1	293.5	377.6	487.4	635.2	60°
62.5°	179.6	180.6	178.5	176.5	174.4	184.7	214.5	268.8	347.8	463.8	618.7	62.5°
65°	167.3	167.3	167.3	165.2	163.2	169.3	190.9	237.0	305.8	421.7	580.8	65°
67.5°	157.0	156.0	156.0	154.9	152.9	154.9	168.3	200.1	253.4	355.0	512.0	67.5°
70°	140.6	139.6	140.6	139.6	137.5	137.5	143.7	161.1	197.0	260.6	398.1	70°
72.5°	124.2	125.2	127.2	127.2	127.2	128.3	128.3	133.4	152.9	186.8	270.9	72.5°
75°	106.7	107.7	110.8	114.9	112.9	113.9	113.9	117.0	127.2	147.8	189.8	75°
77.5°	90.3	93.4	97.5	98.5	95.4	95.4	97.5	102.6	111.8	124.2	144.7	77.5°
80°	73.9	78.0	79.0	81.1	82.1	82.1	84.1	88.2	97.5	112.9	129.3	80°
82.5°	58.5	61.6	64.6	67.7	69.8	72.9	73.9	75.9	85.2	100.6	119.0	82.5°
85°	44.1	47.2	51.3	54.4	56.4	59.5	58.5	59.5	64.6	77.0	90.3	85°
87.5°	26.7	26.7	29.8	30.8	31.8	31.8	33.9	29.8	31.8	41.0	49.3	87.5°
90°	0.0	0.0	0.0	0.0	0.0	0.0	0.0	0.0	0.0	0.0	0.0	90°



NUMBER: P141441

NUMBER: EMM-E03-LED-E1-SLL-7050

DISTRIBUTION (continued):

330°	335°	340°	345°	350°	355°	360°
1046.6	1046.6	1046.6	1046.6	1046.6	1046.6	1046.6
1049.7	1048.7	1047.7	1048.7	1050.7	1050.7	1047.7
1042.5	1039.4	1037.4	1037.4	1037.4	1036.4	1034.3
1017.9	1012.8	1009.7	1007.6	1006.6	1006.6	1002.5
991.2	988.1	982.0	979.9	981.0	984.0	983.0
997.4	988.1	985.1	985.1	984.0	989.2	988.1
1031.2	1031.2	1027.1	1026.1	1024.1	1030.2	1030.2
1067.1	1076.4	1080.5	1076.4	1077.4	1078.4	1086.6
1086.6	1113.3	1127.7	1139.0	1140.0	1146.2	1145.1
1089.7	1138.0	1175.9	1200.5	1223.1	1234.4	1232.4
1074.3	1141.0	1207.7	1270.3	1317.5	1343.2	1364.7
1053.8	1132.8	1219.0	1307.3	1384.2	1453.0	1496.1
1005.6	1106.1	1217.0	1329.8	1439.6	1538.1	1618.2
937.9	1053.8	1186.2	1335.0	1488.9	1625.4	1742.3
847.6	971.7	1132.8	1315.5	1518.6	1721.8	1898.3
750.1	886.6	1063.0	1282.6	1534.0	1798.8	2040.9
664.9	799.3	992.2	1240.6	1532.0	1849.0	2145.6
609.5	735.7	930.7	1200.5	1521.7	1877.8	2227.7
591.0	704.9	889.6	1168.7	1515.6	1898.3	2284.1
615.7	714.2	880.4	1154.4	1513.5	1921.9	2333.4
673.1	765.5	915.3	1178.0	1532.0	1945.5	2382.6
727.5	837.3	991.2	1245.7	1600.7	2014.2	2450.3
771.6	915.3	1073.3	1335.0	1699.2	2121.0	2551.9
796.3	975.8	1180.0	1459.1	1833.7	2278.0	2718.2
806.5	1017.9	1271.3	1589.4	2003.0	2457.5	2928.5
802.4	1037.4	1337.0	1708.5	2155.8	2654.5	3167.6
776.8	1037.4	1378.1	1803.9	2284.1	2811.5	3377.9
715.2	1001.5	1382.2	1859.3	2382.6	2943.9	3550.3
602.3	897.8	1313.4	1853.1	2413.4	2986.0	3640.6
421.7	670.0	1095.9	1674.6	2282.1	2886.4	3541.1
261.7	417.6	785.0	1294.9	1899.3	2449.3	3151.2
183.7	253.4	449.4	819.9	1307.3	1825.4	2352.9
152.9	186.8	256.5	451.5	786.0	1124.6	1479.6
132.4	150.8	178.5	257.6	400.2	599.2	824.0
98.5	109.8	123.1	169.3	252.4	370.4	563.3
40.0	45.1	50.3	67.7	154.9	213.4	228.8
0.0	0.0	0.0	0.0	0.0	0.0	0.0

(END OF REPORT)